
















































Profile Chart

- All orders must meet the Minimum Order Quantity (MOQ) on a per-profile + per-color basis to be considered for production.
- Minimum Order Fee - Any combined sales order total for less than \$1,500 will have a Minimum Order Fee of \$150 added to the order.
- Stock parts are exempt from the MOQ. Green highlighted PC codes are those items that we have limited stock in certain colors/lengths.
- Certain stock profiles must be taken in full pallet quantities. Contact our customer service department for a current list of stock parts in stock colors.
- Orders calling for production parts in one of our non-stocking colors will be subject to a \$250.00 non-stock color charge.
- Other profiles may be available - contact your business advisor or customer service representative for information.
- All information included herein is subject to change without notice. End view images are not to scale.

PC	PROFILE DESCRIPTION	Weight (Lb. / Ft.)	MIN. ORDER PER PROFILE & COLOR (Lin. Ft.)	END VIEW	Common Use			Stock Lengths		
					Furniture	Decking	Other	12'	16'	20'
Sheet	.125" x 48" 96"		N/A				●	4' x 8' Stock Black & White Gloss		
Sheet	.250" x 48" 96"		N/A				●	4' x 8' Stock Black & White Gloss		
0040	1/2" x 1 1/2" Sqr Edge	0.24	2,080		●					
0120	1/2" x 2 1/2" Eased Edge	0.41	3,680		●		●	☑		
0180	1/2" x 6" Sqr Edge	1.00	1,168		●					
0140	1/2" x 8" Sqr Edge	1.37	1,120		●	●		☑		
0198	5/8" x 3 1/2" Radius Edge	0.71	1,280		●					
0211	5/8" x 12" 1-Bvl	2.42	880				●			
0210	5/8" x 12" 5/32" Sqr Edge	2.48	720		●	●		☑		
0234	5/8" x 18 1/8" Sqr Edge	3.53	260		●					
0230	5/8" x 24" Sqr Edge	4.64	260		●					
0237	3/4" x 1 3/4" Radius Edge	0.42	2,240		●					
0245	3/4" x 2 5/8" Radius Edge	0.65	1,360		●					
0250	3/4" x 3 1/2" Eased Edge	0.78	1,440		●					
0251	3/4" x 3 1/2" Radius Edge	0.88	1,200		●					
0239	3/4" x 3 1/2" T&G	0.84	600			●				
0320	3/4" x 5 1/2" Eased Edge	1.27	1,200		●	●				
0360	3/4" x 6" T&G	1.54	1,120			●	●			
0440	7/8" x 2 7/8" Radius Edge	0.86	640				●			
0480	1" x 1 1/2" Sqr Edge	0.53	2,880		●					
0500	1" x 2" Sqr Edge	0.63	1,320		●					
0507	1" x 2 3/4" Radius Edge	0.84	1,000		●					
0511	1" x 3 1/2" T&G	1.16	880			●				
0512	1" x 3 1/2" Eased Edge	1.17	880		●					
0517	1" x 5 1/2" G&G	1.61	1,040			●				
0516	1" x 5 1/2" Eased Edge	1.68	1,280		●	●		☑		
0522	1" x 6" T&G	1.83	560			●				
0545	1" x 11 1/4" Bull-Nose Stairtread	3.76	260			●				
0559	1 1/8" x 3 1/2" Radius Edge	1.28	880		●					

Profile Chart

- All orders must meet the Minimum Order Quantity (MOQ) on a per-profile + per-color basis to be considered for production.
- Minimum Order Fee - Any combined sales order total for less than \$1,500 will have a Minimum Order Fee of \$150 added to the order.
- Stock parts are exempt from the MOQ. Green highlighted PC codes are those items that we have limited stock in certain colors/lengths.
- Certain stock profiles must be taken in full pallet quantities. Contact our customer service department for a current list of stock parts in stock colors.
- Orders calling for production parts in one of our non-stocking colors will be subject to a \$250.00 non-stock color charge.
- Other profiles may be available - contact your business advisor or customer service representative for information.
- All information included herein is subject to change without notice. End view images are not to scale.

PC	PROFILE DESCRIPTION	Weight (Lb. / Ft.)	MIN. ORDER PER PROFILE & COLOR (Lin. Ft.)	END VIEW	Common Use			Stock Lengths		
					Furniture	Decking	Other	12'	16'	20'
0001	1 1/4" x 5 1/4" C-Deck	1.24	480			●				
0561	1 1/4" x 5 1/2" G&G 	2.07	1,320			●			✓	✓
0562	1 1/4" x 5 1/2" Sqr Edge 	2.07	1,320			●			✓	✓
0652	1 1/2" x 1 1/2" Eased Edge	0.73	2,040		●	●				
0660	1 1/2" x 2 5/8" Radius Edge	1.23	1,200		●					
0680	1 1/2" x 3 1/2" Eased Edge	1.59	800		●	●				
0681	1 1/2" x 3 1/2" Radius Edge	1.40	800		●					
0682	1 1/2" x 3 1/2" Deluxe Handrail	0.92	300			●				
0691	1 1/2" x 5 1/2" Eased Edge	2.62	504		●	●		✓		
0694	1 1/2" x 7 1/2" Sqr Edge	3.75	320		●			✓		
0695	1 1/2" x 9 1/2" Sqr Edge	5.18	320		●			✓		
0701	1 1/2" x 13 1/2" Radius Edge	6.70	120		●					
0763	2" x 10" Speed Bump	3.43	480				●	4', 6', 8', 9', 10', 12' Post Yellow		
0920	3" Round	2.35	130				●			
0788	3 1/2" x 3 1/2" Eased Edge	3.95	220			●	●			
0790	3 1/2" x 5 1/2" Sqr Edge	6.61	70			●	●			
0850	4 1/2" x 5 1/2" Coped Parking Block	3.55	90				●	8' in stock Royal Blue, Dove Gray, Post Yellow		
0949	5 1/2" x 5 1/2" Sqr Edge	9.26	120			●	●			